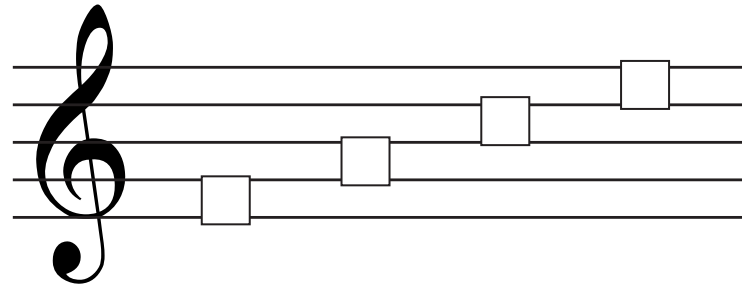
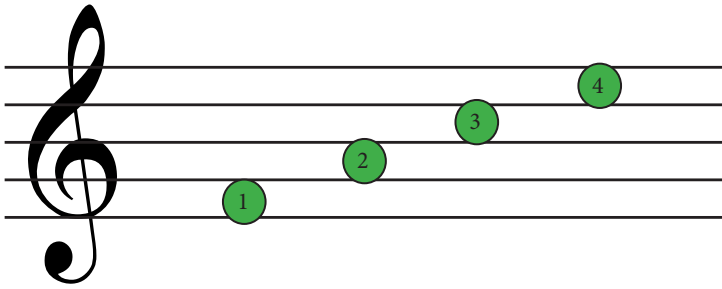
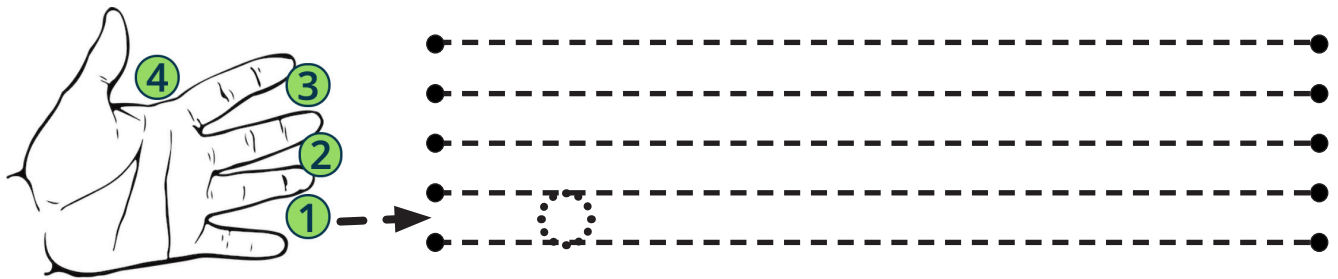


Notes in Spaces

The spaces of the staff are numbered from the **bottom** to the **top**.
Write the numbers of the spaces in the boxes below.











Your hand has four spaces between fingers just like the **staff has four spaces**.
Draw an arrow from the hand staff to the correct space.
Trace the dotted lines of the staff and draw notes in each space.



Name the correct space the note is on.

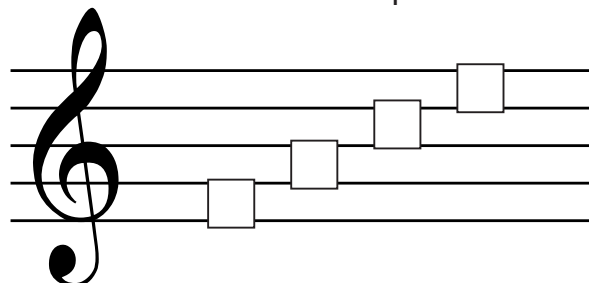
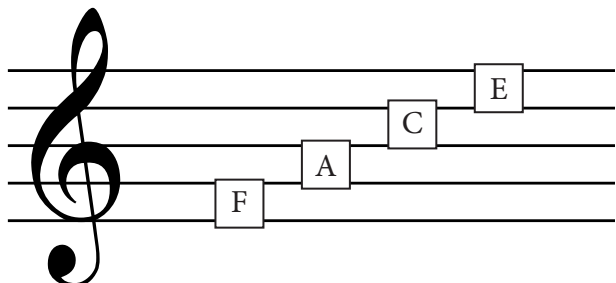
Staff Lesson 3

Place a note on the correct space.

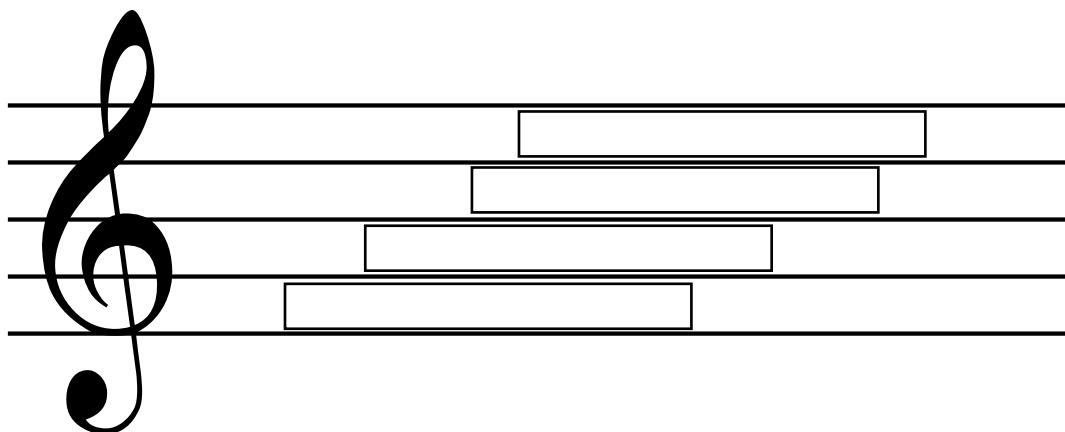


The notes on the lines are F, A, C, E.

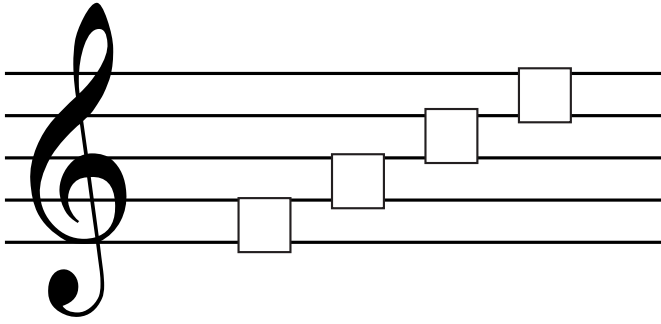
Write the correct name in the boxes for each note on the spaces.



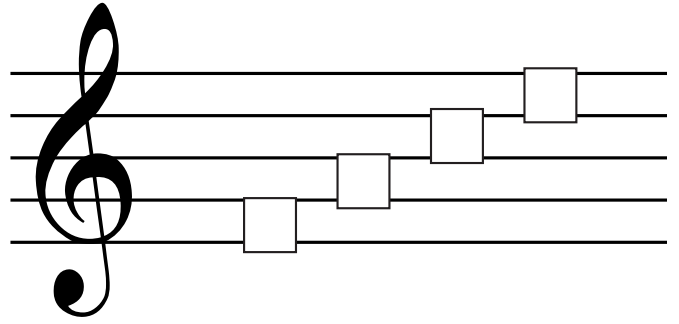
You can remember the notes in the spaces because they spell **FACE**.
Try making up your own saying to remember FACE in the spaces below!



Number the spaces.



Name the notes on the spaces.




Draw the note on the correct space.




E



C



F




A



C




F



A




C




A



E



A



E



A



E



C



C



F



E

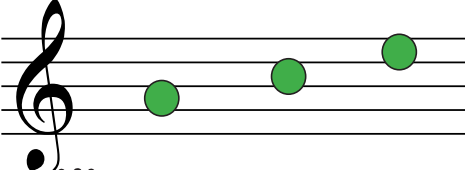
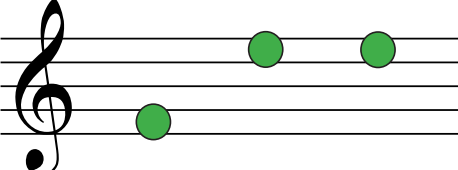
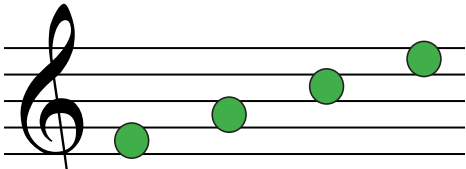
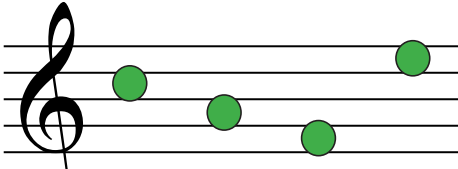


F

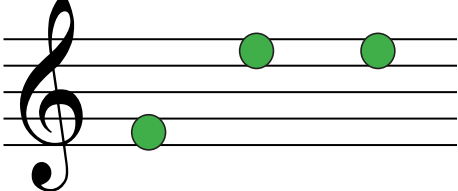
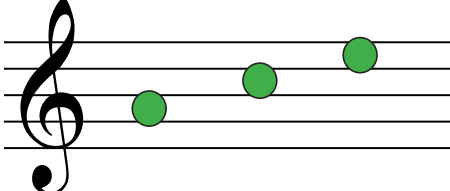
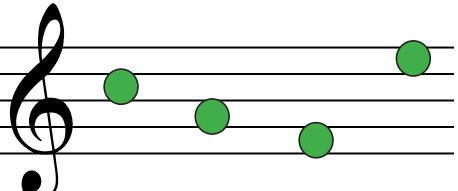
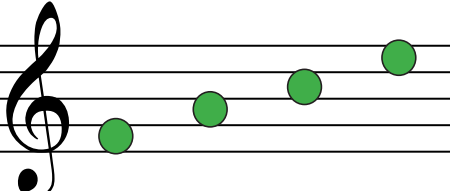


A


Choose the correct word spelled out of the notes on the staff.

 <div style="display: flex; justify-content: space-around; width: 100%;"> <div style="border: 1px solid black; border-radius: 10px; padding: 2px; text-align: center;">ACE</div> <div style="border: 1px solid black; border-radius: 10px; padding: 2px; text-align: center;">FAE</div> <div style="border: 1px solid black; border-radius: 10px; padding: 2px; text-align: center;">FEE</div> </div>	 <div style="display: flex; justify-content: space-around; width: 100%;"> <div style="border: 1px solid black; border-radius: 10px; padding: 2px; text-align: center;">ACE</div> <div style="border: 1px solid black; border-radius: 10px; padding: 2px; text-align: center;">FEE</div> <div style="border: 1px solid black; border-radius: 10px; padding: 2px; text-align: center;">BEE</div> </div>
 <div style="display: flex; justify-content: space-around; width: 100%;"> <div style="border: 1px solid black; border-radius: 10px; padding: 2px; text-align: center;">CAFE</div> <div style="border: 1px solid black; border-radius: 10px; padding: 2px; text-align: center;">FAME</div> <div style="border: 1px solid black; border-radius: 10px; padding: 2px; text-align: center;">FACE</div> </div>	 <div style="display: flex; justify-content: space-around; width: 100%;"> <div style="border: 1px solid black; border-radius: 10px; padding: 2px; text-align: center;">FACE</div> <div style="border: 1px solid black; border-radius: 10px; padding: 2px; text-align: center;">CAFE</div> <div style="border: 1px solid black; border-radius: 10px; padding: 2px; text-align: center;">CARE</div> </div>

Spell words out of the notes on the staff.

 F _ _ _	 _ _ _
 _ _ _ _	 _ _ _ _

Write out the notes that spell the word below the staff.

 <div style="border: 1px solid black; border-radius: 10px; padding: 2px; text-align: center;">ACE</div>	 <div style="border: 1px solid black; border-radius: 10px; padding: 2px; text-align: center;">FEE</div>	 <div style="border: 1px solid black; border-radius: 10px; padding: 2px; text-align: center;">CAFE</div>
---	--	--

Name the notes on the spaces of the treble staff.

Draw the notes on the correct spaces.
